

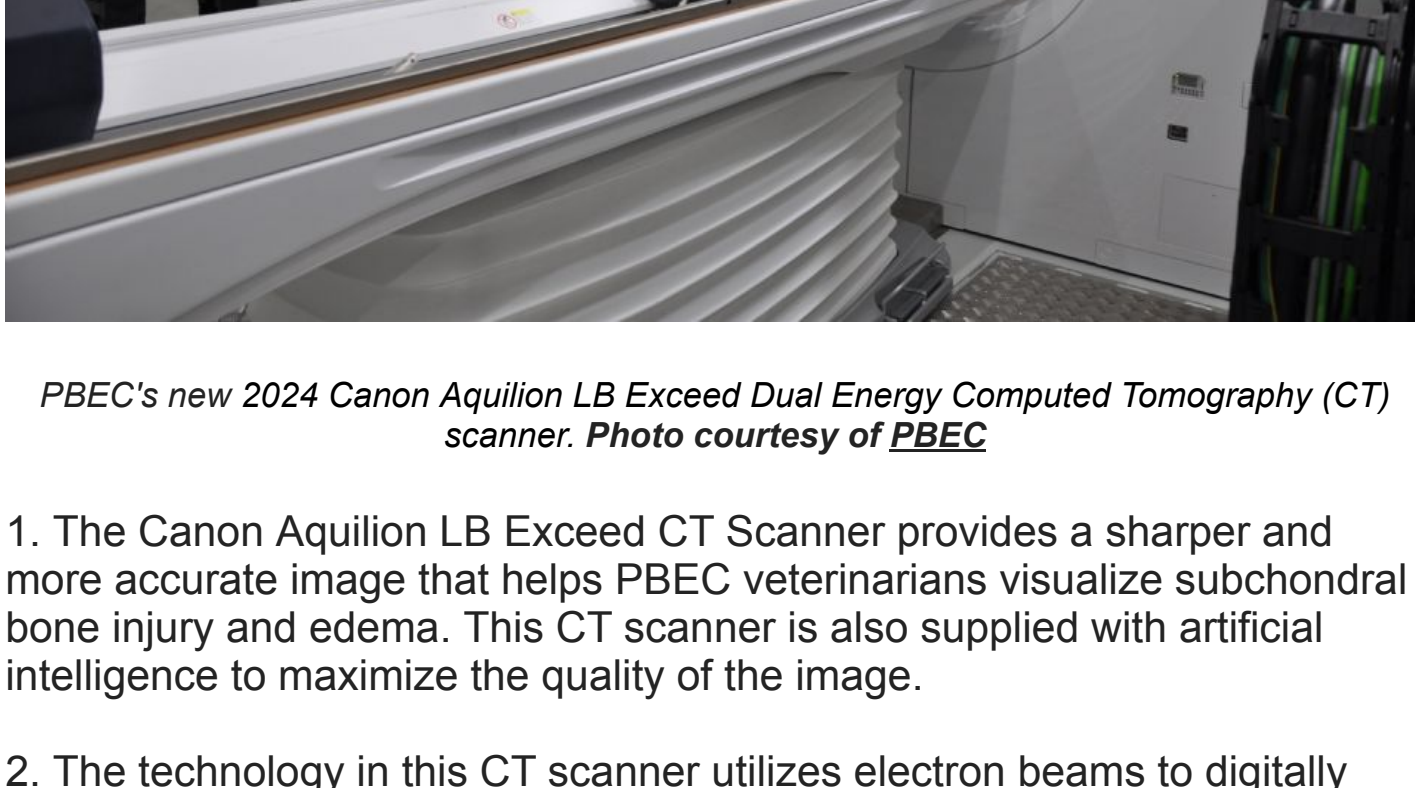


What's in This Newsletter

- PBEC's New CT Scanner
- What You Should Know About Shipping Fever
- PBEC Winners
- PBEC in the Media
- Catch Up With PBEC on Instagram

Five Ways the New CT Scanner at PBEC Can Help Your Horse

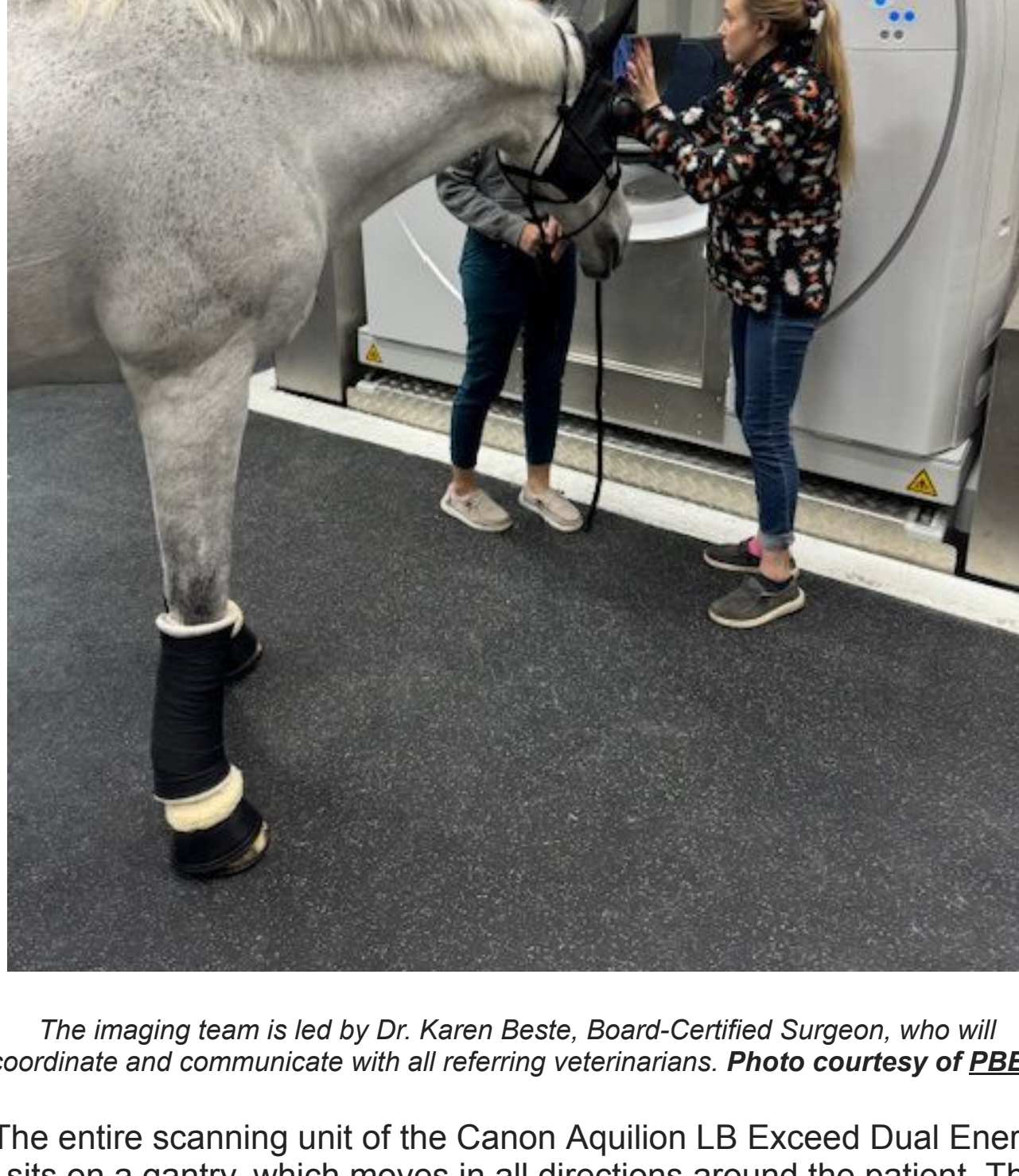
Palm Beach Equine Clinic (PBEC) is thrilled to announce the addition of a 2024 Canon Aquilion LB Exceed Dual Energy Computed Tomography (CT) scanner to its lineup of modern medical imaging modalities. Palm Beach Equine Clinic is currently the only facility in South Florida with a Canon Aquilion LB Exceed CT scanner, which is six times faster than other CT capabilities. Read on for five reasons why the new CT scanner at PBEC can help your horse.



PBEC's new 2024 Canon Aquilion LB Exceed Dual Energy Computed Tomography (CT) scanner. Photo courtesy of PBEC

1. The Canon Aquilion LB Exceed CT scanner provides a sharper and more accurate image that helps PBEC veterinarians visualize subchondral bone injury and edema. This CT scanner is also supplied with artificial intelligence to maximize the quality of the image.

2. The technology in this CT scanner utilizes electron beams to digitally identify structures on multiple planes, from multiple angles, allowing veterinarians to examine structures, such as the skull, spine, and distal limbs, on an intricate level.



The imaging team is led by Dr. Karen Beste, Board-Certified Surgeon, who will coordinate and communicate with all referring veterinarians. Photo courtesy of PBEC

3. The entire scanning unit of the Canon Aquilion LB Exceed Dual Energy CT sits on a gantry, which moves in all directions around the patient. The system can be elevated to scan the head and neck or lowered to scan the distal limbs of a standing horse. It has even been used to produce a CT image of an equine pelvis!

4. As a result, using this CT scanner puts less stress on your horse - the process is easy and extremely quick, literally complete in a matter of seconds.

5. The Canon Aquilion LB Exceed CT scanner technology at PBEC is available to any veterinarian. Your veterinarian can refer your horse to PBEC for a CT scan, which is then reviewed by PBEC's Certified Radiologists Drs. Sarah Puchalski and Stacy Aarsvold. The imaging team is led by Dr. Karen Beste, Board-Certified Surgeon, who will coordinate and communicate with all referring veterinarians.

[Learn More](#)

Shipping Fever: What To Know and How To Reduce Risk



Multiple factors can lead to shipping fever. Photo courtesy of Palm Beach Equine Clinic.

Shipping fever is a respiratory disease complex associated with the transport of horses. A common scenario for shipping fever is when a horse is transported from its barn to another state to attend a show. The horse may be healthy and well-hydrated before entering the trailer, but the stress of travel can weaken the immune system.

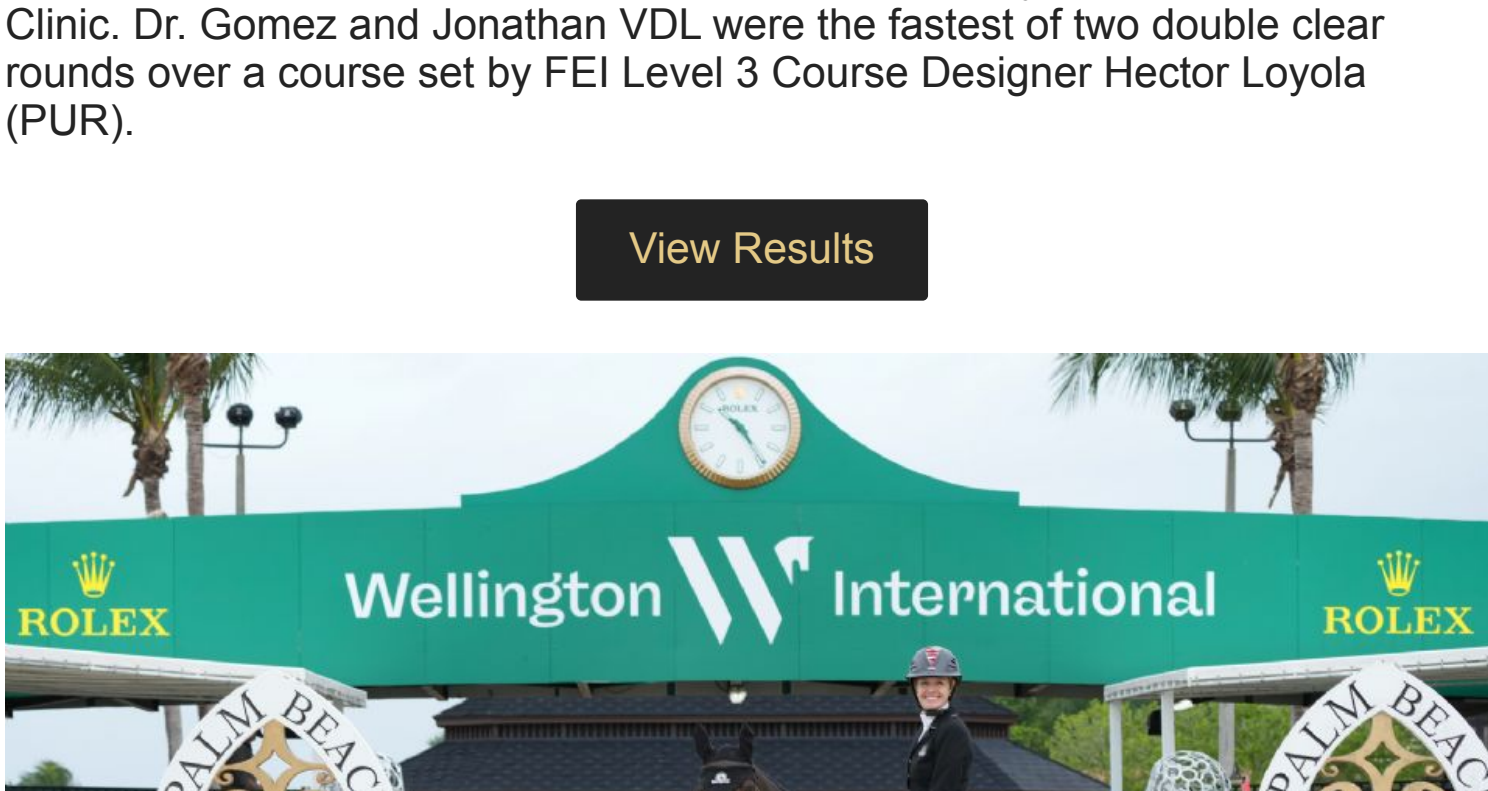
Another leading factor is tying a horse's head up while trailering long distances. The mucociliary apparatus of the trachea, which clears dirt and debris from the lower airway, is interrupted due to dehydration, change in temperature, and the inability of the horse to lower its head. The introduction of foreign material into the lower airway can lead to pneumonia, fluid in the pleural cavity (surrounding the lungs), and associated respiratory distress.

Signs and Symptoms To Watch For

Common symptoms noted are hyperventilation, increased rectal temperature, coughing, and nasal discharge after travel. The horse may seem depressed, not willing to work, and not interested in food or water. It is important to call the vet immediately if any of these symptoms are observed after a horse travels. The faster an infection in the lower airway is treated, the quicker and more likely the horse can recover. Shipping fever, if left untreated, can lead to severe pleuropneumonia, which can be life-threatening.

[Continue Reading](#)


Congratulations to Wellington International Winners



PBEC's own Dr. Jorge Gomez piloted Jonathan VDL to win the \$2,500 NAL Medium Junior/Amateur Jumper Classic, sponsored by Palm Beach Equine Clinic. Photo by Sportfot

With seven in the jump-off, Palm Beach Equine Clinic's own board-certified surgeon, Dr. Jorge Gomez, piloted Jonathan VDL to the win in the \$2,500 NAL Medium Junior/Amateur Jumper Classic, sponsored by Palm Beach Equine Clinic. Dr. Gomez and Jonathan VDL were the fastest of two double clear rounds over a course set by FEI Level 3 Course Designer Hector Loyola (PUR).


[View Results](#)



Tiffany Foster (CAN) rode Brighton to the win in the \$39,000 PBEC 1.45m CSI4* Speed class at the ESP Holiday II Show. Photo by Sportfot

In a class of 29 entries, the Tiffany Foster (CAN) and Brighton, owned by Artisan Farms LLC, were the fastest over a speed course to win the \$39,000 PBEC 1.45m CSI4* class during the ESP Holiday II Show on December 10, 2023. Riding over a course set by Andy Christiansen, Foster and Brighton sped to victory by less than one-tenth of a second over the second-place finisher.

[View Results](#)

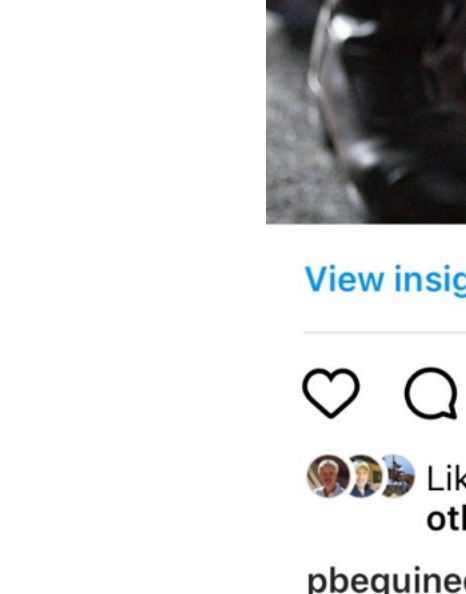


Sofia Cady rode Deleyn, owned by Twist Studio LLC, for the first-place ribbon in the \$2,500 NAL Medium Junior/Amateur Jumper Classic, sponsored by Palm Beach Equine Clinic. Photo by Sportfot

Sofia Cady rode Deleyn, owned by Twist Studio LLC, for the first-place ribbon in the \$2,500 NAL Medium Junior/Amateur Jumper Classic, sponsored by Palm Beach Equine Clinic, during the ESP November show in Wellington, FL. Their win came over 12 in the jump-off and six double clears.

[View Results](#)

PBEC in the Media



Many equine practitioners will encounter horses experiencing some degree of back pain, especially if their practice treats performance horses. In this episode of the [Disease Du Jour](#) podcast, Christopher Elliott, BVSC, MRCVS, DACVSMR, of Palm Beach Equine Clinic, joined to talk about diagnosing, treating, and rehabilitating horses with back pain.

[Listen Here](#)

Catch Up With PBEC on Instagram

PBEQUINECLINIC Posts

pbequineclinic

[View insights](#) [Boost post](#)

Liked by dr_fernando_marques_dvm and 60 others

pbequineclinic Laser therapy (photobiomodulation) is a safe, non-invasive "cold" light used to penetrate tissue structures. ✨ Laser therapy is well tolerated and does not require sedation. This method increases cellular activity and blood flow while also enhancing tissue oxygenation. Essentially, it increases the body's natural healing mechanisms and expedites the restorative process. ✅

There are four classes of lasers with different application protocols for power, duration, and wavelengths. Palm Beach Equine Clinic uses different classes of laser therapies based on each horse's individual conditions. 🐾

Palm Beach Equine Clinic Works With AcutePlus



AcutePlus is a veterinary Wellness Membership Plan offered through Palm Beach Equine Clinic. The program is designed to give veterinarians practices a way to create a customized annual plan that they can offer directly to their clients and patients. AcutePlus provides veterinary discounts, equine protection, and equine loss protection.

[Learn More](#)

[Register Here](#)



ABOUT THE CLINIC

CLINIC SERVICES

MEET THE VETERINARIANS

CONTACT PALM BEACH EQUINE CLINIC